



# FUNDAMENTALS<sup>®</sup>

## Underglaze

~est 1954~



**Vivid. Vibrant. Value.**



# FUNDAMENTALS®



Dinnerware Safe  
with Clear Glaze

Vivid Vibrant Color, economically priced -  
*that's our commitment to you.*

You deserve consistent performance each time you use and repurchase an underglaze. Mayco's Fundamentals® were developed by our ceramic engineer, manufactured under stringent QC standards, and tested by our staff artists for color consistency, usability, and performance on various clay bodies and firing temperatures.

Fundamentals® Underglazes are AP Certified Non-Toxic and dinnerware safe when clear glaze is applied.



UG-51  
China White



UG-67  
Ivory



UG-46  
Bright Yellow



UG-203  
Squash Yellow



UG-58  
Harvest Gold



UG-85  
Orange Sorbet



UG-204  
Orange



UG-217  
Red Coral



UG-206  
Fire Engine Red



UG-207  
Flame Red



UG-208  
Dragon Red



UG-10  
Crimson



UG-215  
Blush



UG-146  
Pink Pink



UG-216  
Peach



UG-92  
Lilac



UG-87  
Regal Purple



UG-93  
Wild Violet



UG-94  
Pansy Purple



UG-3  
Baby Blue



UG-72  
Wedgewood Blue



UG-2  
Sea Blue



UG-97  
Bright Blue



UG-1  
Kings Blue



UG-19  
Electra Blue




UG-82  
Tuscon Turquoise



UG-219  
Marine Blue



UG-209  
Jade



UG-91  
True Teal



UG-220  
Sage



UG-68  
Apple Green



UG-90  
Green Mist



UG-218  
Pear Green



UG-22  
Spring Green



UG-21  
Leaf Green



UG-210  
Forest Green



UG-32  
Cocoa



UG-30  
Sand



UG-57  
Spice Brown



UG-213  
Cinnamon



UG-31  
Chocolate



UG-34  
Chestnut Brown



UG-53  
Silver Grey



UG-221  
Cement



UG-198  
Dark Grey



UG-50  
Jet Black



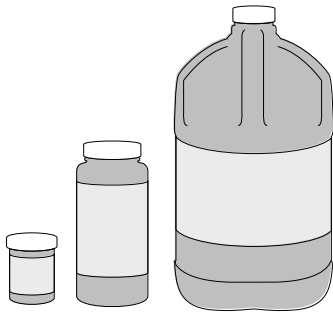
# GENERAL USE

Shake well. Apply to wet clay, greenware, or cone 04 bisque for use in design or solid coverage. Fundamentals® have a firing range from cone 06 to cone 10. To intensify color or for use on dinnerware, apply clear or matte clear glaze. For use on clay or greenware, apply underglaze, allow to dry and fire to cone 04. If desired, apply clear glaze and refire to cone 06-05 for earthenware and cone 5-10 for stoneware (998°C–1285°C). For use on bisque, apply to cone 04 bisque, apply clear glaze if desired and refire earthenware to cone 06/05 and cone 5-10 for stoneware.

Fundamentals® Underglazes have been formulated to mature at cone 06/05. However most will maintain their color at higher temperatures. Their performance at cone 6 is noted on each individual product label. Results at cone 6 may also be found at the end of the brochure. We recommend testing on your clay body and in your kiln prior to use.

Fundamentals® Underglazes are AP Certified Non-Toxic and dinnerware safe when clear glaze is applied.

For all product information, visit [MaycoColors.com](http://MaycoColors.com)



# AVAILABLE SIZING

2 oz.	1 pt.	1 gal.
√	√	√ (UG-51 China White and UG-50 Jet Black only)

# CLASS PACKS

Fundamentals® Underglazes are available in assortments that include our most popular colors. Great choice for the classroom or studio. **Value priced** packs are available in 2 oz. and pints.

**UG-KIT1** Contains 12, 2 oz. jars of the following colors.



UG-51 China White  
UG-46 Bright Yellow  
UG-204 Orange  
UG-206 Fire Engine Red

**UG-KT1P** Contains 12 pint jars of the following colors.



UG-208 Dragon Red  
UG-87 Regal Purple  
UG-97 Bright Blue  
UG-1 Kings Blue

UG-68 Apple Green  
UG-21 Leaf Green  
UG-31 Chocolate  
UG-50 Jet Black

## Matte Finish

Fundamentals® Underglazes will fire matte without addition of a clear glaze. To intensify color or for use on dinnerware, apply clear or matte clear glaze. To create depth and contrast, combine the matte finish of Fundamentals® with a glossy glaze such as Stroke & Coat®.



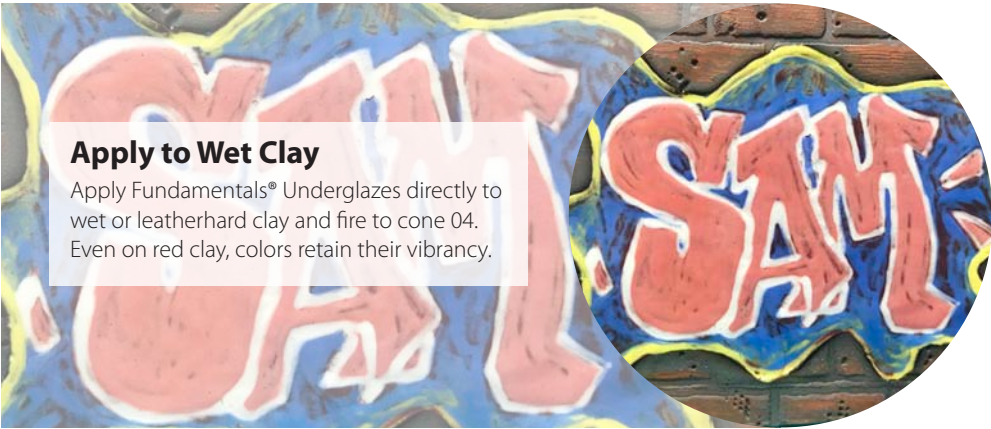
## Blendable & Intermixable

Mix colors to create something new; use brushstrokes to blend colors and create shading; layer them without concern of intermixing – great for Majolica – add thin lines and details with confidence as Fundamentals® will NOT move.



## Apply to Wet Clay

Apply Fundamentals® Underglazes directly to wet or leatherhard clay and fire to cone 04. Even on red clay, colors retain their vibrancy.



## GET INSPIRED

Explore ideas, draw inspiration or choose your next project from our extensive library. Visit [MaycoColors.com](http://MaycoColors.com) to access our Project Library.



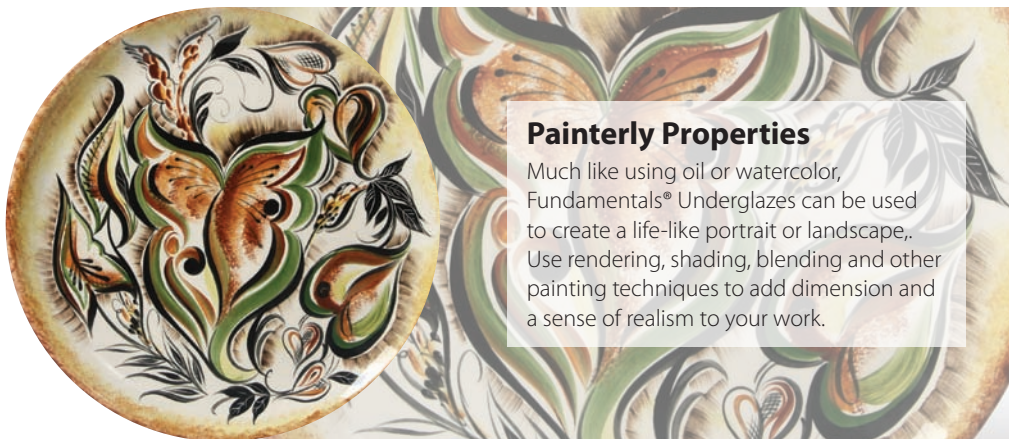
# SURFACE TECHNIQUES

Expand your concept of bright, colorful and multi-purposed underglazes. Fundamentals® Underglazes allow a wide array of surface decorating techniques ranging from sgraffito and silkscreening to painterly and watercolor effects.



## Watercolor Style

For a more traditional and painterly approach, dilute underglazes with water to create a thinned watercolor-like glaze. Use these tints to layer for seamless blending.



## Painterly Properties

Much like using oil or watercolor, Fundamentals® Underglazes can be used to create a life-like portrait or landscape. Use rendering, shading, blending and other painting techniques to add dimension and a sense of realism to your work.



## Silkscreen

Mix AC-310 Silkscreen Medium with any Fundamentals® Underglaze color to screen-print quickly and easily, creating fine details with your favorite Silkscreen from Mayco.

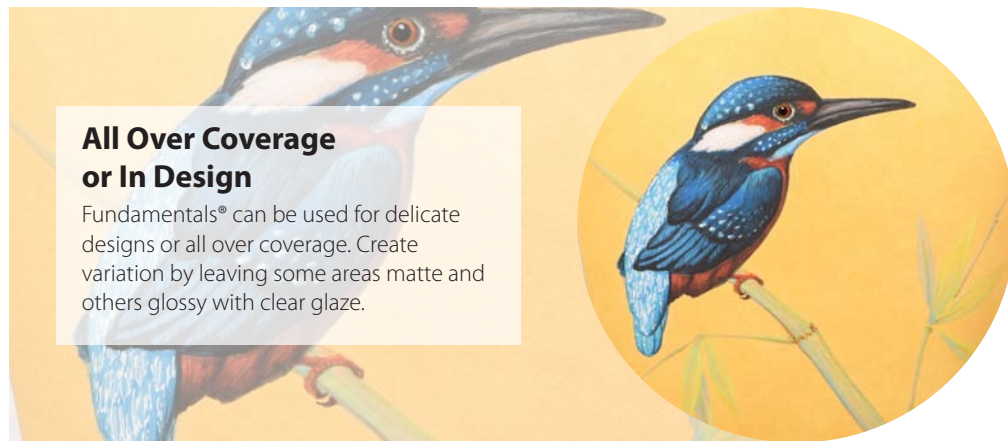
## Glaze Sgraffito

"To scratch" in Italian, sgraffito is produced by applying layers of Fundamentals® and carving through the glaze to create depth and add contrast to your designs. An impactful and dramatic way to use Fundamentals® on your ceramics or clay surface.



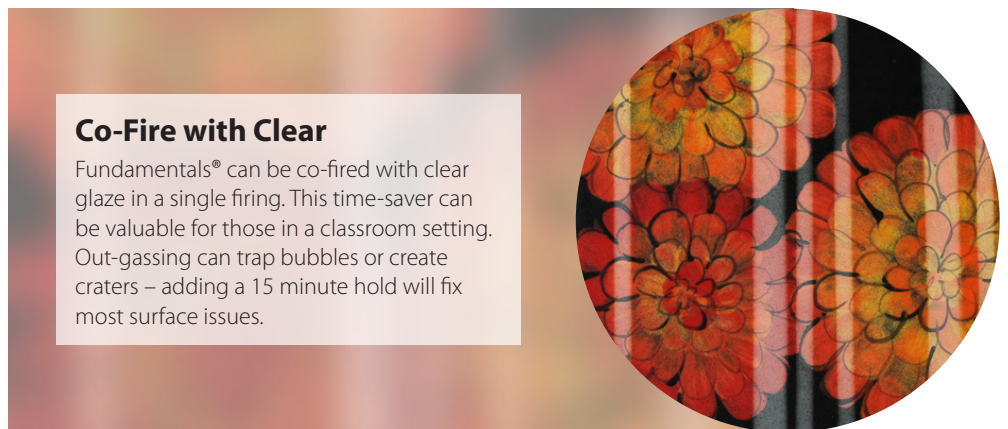
## All Over Coverage or In Design

Fundamentals® can be used for delicate designs or all over coverage. Create variation by leaving some areas matte and others glossy with clear glaze.



## Co-Fire with Clear

Fundamentals® can be co-fired with clear glaze in a single firing. This time-saver can be valuable for those in a classroom setting. Out-gassing can trap bubbles or create craters – adding a 15 minute hold will fix most surface issues.



If cone 06 does not develop the color you want – go hotter. We recommend cone 03 - 04. Fundamentals® can take the extra heat work – push them to get the vibrancy you need.


## TIPS FOR USE



# DESIGNER LINER

Designer Liner is clay based and heavily pigmented. Use this versatile product to create fine detail with lines, dots, and letters. The metal writer tip allows for ultimate control to draw ultra-fine or bold lines, typography and intricate illustration, or apply with a brush to create watercolor or ink wash effects. Designer Liner is best when used under non-moving transparent or semi-transparent glazes. Designer Liner will fire matte when glaze is not applied over top. AP Non-Toxic, Food Safe and dinnerware safe when clear glaze is applied. Fires from cone 06-10, with little change in performance between firing temperatures.

For all product information, visit [MaycoColors.com](http://MaycoColors.com)



## DESIGNER LINER KIT

**DL-KIT3** Contains 6 1.25 oz. bottles of the best selling Designer Liner colors.



SG-401 Black  
SG-402 White


SG-403 Red  
SG-404 Blue

SG-406 Brown  
SG-408 Bright Green



### Fine Detail Illustration

Try all types of linework to create depth and visual interest. Designer Liner is the tool to draw in all styles; pointillism, cross-hatching, and scumbling.



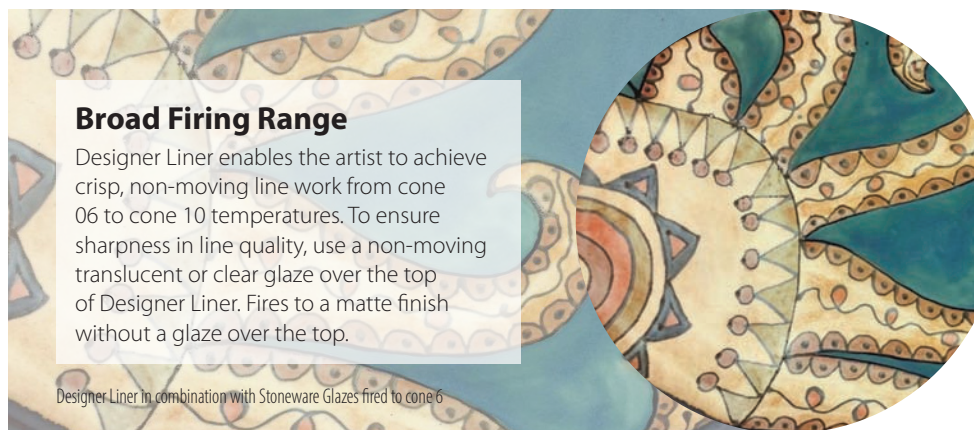
### Writing Text

Use the metal writer tip or a script liner brush to find your style. Create using cursive, free-hand drawing, block-lettering, or calligraphy.



### Brush Work

Use a brush to apply Designer Liner to simulate a watercolor or ink wash effect.



### Broad Firing Range

Designer Liner enables the artist to achieve crisp, non-moving line work from cone 06 to cone 10 temperatures. To ensure sharpness in line quality, use a non-moving translucent or clear glaze over the top of Designer Liner. Fires to a matte finish without a glaze over the top.

Designer Liner in combination with Stoneware Glazes fired to cone 6

## AVAILABLE SIZING



1.25 oz squeeze bottle  
(includes metal writing tip)



# FUNDAMENTALS® AT CONE 6

Many Fundamentals® Underglazes perform well at mid-range (cone 5/6) and higher temperatures (cone 9/10). We recommend testing at your preferred firing temperature prior to use. Cone 6 performance is noted on each color's label.



UG-51  
China White



UG-67  
Ivory



UG-46  
Bright Yellow



UG-203  
Squash Yellow



UG-58  
Harvest Gold



UG-85  
Orange Sorbet



UG-204  
Orange



UG-217  
Red Coral



UG-206  
Fire Engine Red



UG-207  
Flame Red



UG-208  
Dragon Red



UG-10  
Crimson



UG-215  
Blush



UG-146  
Pink Pink



UG-216  
Peach



UG-92  
Lilac




UG-87  
Regal Purple



UG-93  
Wild Violet



UG-94  
Pansy Purple



UG-3  
Baby Blue



UG-72  
Wedgewood Blue



UG-2  
Sea Blue



UG-97  
Bright Blue



UG-1  
Kings Blue



UG-19  
Electra Blue




UG-82  
Tuscon Turquoise




UG-219  
Marine Blue



UG-209  
Jade



UG-91  
True Teal



UG-220  
Sage



UG-68  
Apple Green



UG-90  
Green Mist



UG-218  
Pear Green



UG-22  
Spring Green



UG-21  
Leaf Green



UG-210  
Forest Green



UG-32  
Cocoa



UG-30  
Sand



UG-57  
Spice Brown



UG-213  
Cinnamon



UG-31  
Chocolate



UG-34  
Chestnut Brown




UG-53  
Silver Grey



UG-221  
Cement



UG-198  
Dark Grey



UG-50  
Jet Black



Chips shown represent Underglaze applied to mid-range stoneware bisque fired to cone 04. SW-001 Stoneware Clear Glaze was applied to the right-side of the chip and glaze fired to cone 6 unless noted.

# Elements™

Inspired by nature, and designed to simulate the aesthetic movement and interest of mid and high fire glazes.



## Jungle Gems™ Crystal Glaze

Featuring crystals that bloom into unique and beautiful surfaces. Try in combination with other glazes.



## STONEWARE

Depth, sophistication, and reliability for artists working from mid-range to high fire temperatures.



Expand your palette with these glaze lines and other products from Mayco.

**MC-435E** 3/20

Mayco Colors  
Coloramics, LLC  
4077 Weaver Court South  
Hilliard, OH 43026

614-876-1171  
info@maycocolors.com  
MaycoColors.com

